



**EXCESS  
POWER**  
EQUIPMENT

# Cable Haul

**HIRE CATALOGUE**

## **Excess Power Equipment**

**Cable Haul:** 2 Marmalade Way, Maddington, WA 6109

**Main Office:** 27-29 Mandarin Rd, Maddington, WA 6109

**Ph:** 08 9493 3077 • **M:** 0448 855 758

**[www.epe.com.au](http://www.epe.com.au) • [cablehaul@epe.com.au](mailto:cablehaul@epe.com.au)**

ABN 42 649 906 559

# Why Hire?

## Advantages

### **Instant availability**

Rental equipment can provide lead time bridging. In many cases, rental is available within 24 hours notice, avoiding the need to wait weeks for new equipment to arrive.

### **No hidden costs**

All equipment including general maintenance, support & administration are supplied by EPE & included in the cost of the rental agreement. This ensures additional costs are kept to a minimum, allowing companies to evaluate the total cost.

### **No capital expenditure or investment necessary**

Rental enables businesses to meet peaks & troughs in the business environments. In different times & seasonal lows, businesses can return equipment without having committed to capital investment.

### **Tax incentives**

Rental payments have tax deductible benefits in the year they are made.

*(We are not tax advisors so please check with your own advisor about the savings you will achieve)*

### **Smooth cash flow**

Pay as you go rental allows business to pay for equipment as they use it, allowing cost to be easily monitored.

### **Peak demand requirements**

Equipment can sometimes sit idle when not in use at the workshop, whereas rental equipment can be used then returned, eliminating depreciation of equipment which is only being used for short term needs.

**Whatever your Cable Hauling tools  
and/or equipment needs**

**WE CAN HELP!**

# Index

---

- Section 1.** Cable crimping tools
- Section 2.** Cutting tools
- Section 3.** Cable Drum stands
- Section 4.** Accessories Tools
- Section 5.** Hauling accessories
- Section 6.** Rope for hauling
- Section 7.** Trench rollers & conduit guides
- Section 8.** Winches
- Section 9.** Trailer mounted winches
- Section 10.** Cable pusher
- Section 11.** Drum winches, Bobcat & Excavator

# Section 1

## 1-1 Cable Crimping Tools



Izumi manufactured with genuine Makita 5.0Ah batteries to keep you crimping and cutting all day without having to worry about charging batteries.

### IZUMI EP-430

- 10.8 Tne force
- Copper lugs to 400mm<sup>2</sup>
- AL lugs up to 240/300mm<sup>2</sup>
- 30mm jaw opening
- Length – 340mm
- Weight – 4.6kg

## Crimper Heads




### CABAC (ECW-H3D)

- 23 Tne output
- Copper lugs to 630mm<sup>2</sup>
- AL lugs up to 400/500mm<sup>2</sup>
- 10,000 PSI (700 Bar)
- Length – 315mm
- Weight – 5.3kg



### TP-630H (OPT)

- 18 Tne output
- Copper lugs to 630mm<sup>2</sup>
- AL lugs up to 240/300mm<sup>2</sup>
- Length – 240mm
- Weight – 4.8kg



### Izumi EP 60 Crimper Head

- 12 tonne capacity
- 38mm jaw opening
- 540kn at 700 bar(10000psi)
- Large carry handle



# Section 1

## 1-2 Cable Crimping Tools

### Dies assorted

- Burndy, Cabac, OPT, Specialised Force & Utilux, and universal hexagon type dies
- 5Ton – 55Ton Dies



### Hand Crimpers

- Up to 12 Tne force
- Copper lugs to 400mm<sup>2</sup>
- AL lugs up to 240/300mm<sup>2</sup>



### Battery Pumps

- Operates crimper & cutter heads
- 28V Li-Ion batteries
- Long battery life
- 10,000 PSI capacity
- 1hr charge time
- Shoulder strap
- 10.8kg Unit wt
- 470L x 210W x 290H

## Section 2

# 2-1 Cable Cutter Tools

### Battery Cable Cutters

The S7G series battery Hydraulic cutter can be used for cutting a variety of sizes & types of material, up to 40mm OD including, copper (CU), Aluminium (AL), ACSR, Guy Wire, Re-bar and Wire Rope. The pistol style tools are well balanced and are suited for many applications. The trigger switch and return button are activated using one hand, leaving the other hand free to secure working material. Battery level is indicated on the Makita battery

- Manual retract does not rely on battery
- Battery level indicator (on battery)
- Powered by a genuine MAKITA™ 18V lithium-ion battery
- Ergonomically designed & balanced body for operator comfort



**Izumi S7G-S40M(BB)**

Style: Guillotine
Force (kN): 70
Opening Ø (mm): 40
Retract stop feature for multiple cuts
Swivel head



### Cutter Heads

**OPT S-100H**

- Designed for cutting underground cable up to 100mm, 75mm (armoured)



**OPT EC-85 (not for armoured cable)**

- Light weight, 180° swivel head
- Cutting capacity:
  - 500mm<sup>2</sup> Copper & Al conductor
  - 6T force

# Section 3

## 3-1 Cable Drum Stands (A Frames)



	3 Tonne	5 Tonne	6 Tonne	7 Tonne	12 Tonne
Drum Diameter	1800mm	2400mm	2600mm	2400mm	2800mm
Drum Width	1600mm	1500mm	2100mm	1500mm	2100mm
Frame Dimension	L:2050 x W:1000x H: 1050 Wt: 200kg	L:2500 x W:1800x H: 1520 Wt: 450kg	L:2500 x W:1730 x H: 1500 Wt: 450kg	L:2200 x W:1800 x H: 1450 Wt: 450kg	L:2800 x W:2400 x H: 1752 Wt: 766kg
Spindle Height	900mm	1150mm	1300mm	1300mm	1300mm
Comes with	68mm Solid Spindle	70mm Solid Spindle Spindle locking collars & drum securing collars	70mm Spindle Bearing	70mm Solid Spindle	102mm Solid Steel Axle
Extra Features	Spindle rollers	Other sizes available. Some with spindle brake and bearing rollers.	Other sizes available. Some with spindle brake and bearing rollers.	Other sizes available. Some with spindle brake and bearing rollers.	Spindle Brake: Cones to Centre drum

Other sizes available. Enquire for more sizes.

# Section 3

## 3-2 Scissor Stand



	2 Tonne Scissor Lift	3 Tonne Scissor Lift	4 Tonne Scissor Lift	6 Tonne Scissor Lift
<b>Drum Diameter</b>	1600mm	2400mm	2400mm	2400mm
<b>Drum Width</b>	1000mm	1500mm	1500mm	1500mm
<b>Cable Drum</b>	2000kg	L:2500 x W:1800x H: 1520 Wt: 450kg	L:2500 x W:1800x H: 1520 Wt: 450kg	L:2200 x W:1800x H: 1450 Wt: 450kg
<b>Weight</b>	80kg set	110kg set	110kg set	220kg set
<b>Hollow Spindle</b>	60mm	75mm	75mm	2 x 82mm
<b>Extra Features</b>	Use 2nd Spindle for base stability	Use 2nd Spindle for base stability	Use 2nd Spindle for base stability	Use 2nd Spindle for base stability Hydraulic jacks to lift



## Section 3

# 3-3 Cable Drum Stands (Ladders)

	3t Ladder Lift (Standard)	3t Ladder Lift (HDJ-3000)	6t Ladder Lift
Drum Diameter	2500mm	2500mm	2600mm
Drum Width	1100mm	1100mm	2000mm
Frame Dimension	L:670 x W:930 x H:1600mm (Folded)	L:670 x W:930 x H: 1600mm	Stand Setup: L:700 x W:980 x H:11800mm Folded for Transport: 2320x980x220mm
Weight	82kg set	82kg set	130kg set (exc. Drum spindle)
Extra Features	Frames on wheels <b>Optional:</b> Some sets available with axle roller bearing surface.	Axle rollers for easier unspooling Frames on wheels	70mm Solid spindle Frames on wheels



## Cable Drum Stands (Tripod) 3-4



### 10T Tripod Stands

Drum Width: 2400mm & 2800mm

70mm Solid Spindle

Frame Dimension: H:1500 x W:1200 x D:1830mm

### 1T Tripod Stands

Drum Weight: 1100kg

Height Adjust: 710-1320mm

Tripod Dimension: H:550 x W:550 x D:710mm

# Section 3

## 3-5 Cable Drum Trailer



**More Cable Drum Trailers Available - Please call for more information.**

### 750 KG CABLE DRUM TRAILER

Hydraulic Hand pump
Unit- L: 2.9m x W:2.1m WT: 500kg
Trailer ball hitch connection
Max Drum Width: 1050mm
Max Drum Dia: 1500mm
Max Drum Wt: 750kg
Axle Dia: 75mm

### 2T CABLE DRUM TRAILER

Motorised Drum Drive
Self loading one man operation
500kg line pull
2 speed operation
Max Drum Width: 1300mm
Kubota Diesel 2602
Trailer Dim: 2200mm x 3600mm
Hydraulic spindle brake

### 3T CABLE DRUM TRAILER

Motorised Drum Drive
Self loading one man operation
500kg line pull
2 speed operation
Cable Drum 2400-1400
Kubota Diesel 2602
Trailer Dim: 4000mm x 2480mm
Hydraulic spindle brake

### 3.5T CABLE DRUM TRAILER

Motorised Drum Drive
Self loading one man operation
500kg line pull
2 speed operation
Cable Drum 2400-1400
Kubota Diesel 2602
Trailer Dim: 4500mm x 2480mm
Tandam axle
Hydraulic spindle brake

**6 TONNE CABLE DRUM TRAILER AVAILABLE! - RING TO ENQUIRE**

# Section 4

## 4-1 Accessories Tools



### Anchor Pins

- Hinge Rollers
- Securing rollers in dirt
- Hinging 45° curved rollers
- 900 x 16mm
- Eyelet for ease of removal from ground



### Two Way Radios

- Comes with charging adaptor, cradles
- 10+ Km range



### Blow Cones

- Inserts into conduit to feed blow tape
- Use with compressor

#### Sizes:

30 - 53mm	53 - 110mm	100 - 110mm	125 - 150+ mm
-----------	------------	-------------	---------------



### Cleaning Pigs

Sizes:	75mm	100mm	140mm	150mm
• Rubber cleaning discs				
• 2 shackle holes				



# Section 5


## 5-1 Cable Hauling Accessories

### SPECIFICATIONS

Quality European design and manufacture, zinc plated high quality steel made to comply with standards EN362 & EN12275

Model No.	Length of Material (mm)	Thickness of Material (mm) (Not M.U.T.)	Inside Eye Width (mm)	Opening (mm)	Swivel DCD Swivel Model No.s (and larger)	WLL 5:1 (kg)	WLL 3:1 (kg)	Break Load (kg)	Wt (kg)
<b>K600.08.W</b>	88	8	17.5	17.5	<b>00505-010</b>	650	1,083	3,250	0.10
<b>K600.10.W</b>	106	10	20.5	20.5	<b>00505-015</b>	1,000	1,667	5,000	0.15
<b>K600.12.W</b>	124	12	23.5	23.5	<b>00505-020</b>	1,250	2,083	6,250	0.26
<b>K600.16.W</b>	161	16	29.5	29.5	<b>00505-030</b>	2,500	4,167	12,500	0.63

\*5:1 safety factor for lifting is printed on the unit, however for pulling applications only 3:1 safety factor is required (unless otherwise nominated)



### Shackles, 'D', Snag Free

Flush pin 'D' shackles for use through conduit and anti-snag applications

\*(TDL) Total Destructive Limit

S/Steel:	6mm	8mm	10mm	12mm
	550kg TDL*	1120kg TDL*	1600kg TDL*	1.5T WLL
Galv	16mm 2.7T WLL		21mm 3.12T WLL	



### Swivels

Protects cable from twisting and haul rope from hocking

Flush head pin 'D' shackles for underground/snag reduction

Various sizes:

500Kg Rated (5:1 SWL) 35mm OD	1500Kg Rated (5:1 SWL) 51mm OD	3000Kg Rated (5:1 SWL) 68mm OD	4000Kg rated (5:1 SWL) 50mm OD
----------------------------------	-----------------------------------	-----------------------------------	-----------------------------------

### Socks

Grips conductor for cable pulling

Sizes: 9mm - 152mm





# Section 5

## 5-2 Cable Hauling Accessories (Cable Spoolers)



### CABLE SPOOLER (1T) WLL

De-reel cable with minimal effort

Drum width 680mm

Variable speed

Unit: 1130 x 690 x 390

Weight: 60kg

### CABLE SPOOLER (2T) WLL

Weight 300 kg

1500mm Drum width

240V 15A

Forward/Reverse

Unit: 2200 x 900 x 1200



### SIDE SPOOLER

Capable of drums up to 2 tonne

Turntable :1050mm diam

Spindle diam :65mm

Base can be bolted down for anchorage



### CABLE SPOOLER (DIESEL)

Unit: 3330(L) x 2500(W) x 2730(H) x 2000kg (weight)

Cable Drum- 2200(Dia) x 1350(W) x 5000kg (weight)

75mm spindle

Electric Start

Cable traverse guide

Forward/Reverse drive

# Section 5

## 5-3 Cable Hauling Accessories



### DUCT SNAKES (FIBREGLASS)

Sizes available	8mm	120m	134m	143m	10mm	75m	11mm	200m
-----------------	-----	------	------	------	------	-----	------	------



### Floor Ramp Rollers

With adjustable roller guides
800mm max drum width
2 frames may be used for wider drums
1 Ton max

### Floor Ramp Rollers (Light weight)

Each unit 1200 x 150 x 150
Rollers may be locked in position
For use on level ground
Adjustable roller for differing drum size.



### Pit rollers (window rollers )

80mm opening
Clamp bracket on bottom
Top roller opening (to remove cable)
Bearing rollers high load rated

# Section 5

## 5-4 Cable Hauling Accessories



### LIFTING CLUTCHES

5t, 7t & 10t WLL

For lifting concrete slabs/kiosks

Set of 4



### SKATES

16 Ton Set (4 skates)


4 Nylon Rollers per skate

4 Ton WLL per skate

Surface area 190 x 260mm

Overall Size 230 x 270 x 110

Wheel Size 82 x 100mm



### 20 & 30 Ton Set (4 Rollers)

Steel track rollers

5 & 7 Ton WLL per unit


Each unit 169 x 100 x 65

Roller dia. 20mm



# Section 5

## 5-5 Cable Hauling Accessories



### Dynafor

2.5 Ton WLL
Measures tensile force & hanging loads
Size L:214mm W:83mm H:56mm
Wt: 1.4 kg
+/- 0.2% of capacity
3 x AA batteries (supplied)
550 Hrs battery life



# Section 5

## 5-6 Cable Hauling Accessories



### HOOK SHEAVES (12" GREENLEE)

1.8t Rated
12" Dia.
5" Width
84.1mm Inside radius
3.5t Rated
12" Dia
5" Width
98.4mm Inside radius



### TRIPLE SHEAVE (GREENLEE)

2.8t WLL
Adjustable centre sheave for 495mm or 914mm radius
Roller width 127mm
Weight 12.7kg



### TRIPLE SHEAVE (HEARTHILL)

Hook attachment with catch
1T WLL
Aluminium sheaves
140mm Roller width



### UNIVERSAL STRINGING ROLLER (LARGE)

2700kg WLL

Drop side for cable access

Attachments available:

Clevis	Hook	Y
--------	------	---



### UNIVERSAL STRINGING ROLLER

1135kg WLL


Drop side for cable access

Attachments available:

Clevis	Hook	Y
--------	------	---

# Section 6

## 6-1 Rope For Hauling



### DYNEEMA ROPE

10mm diameter	12mm diameter
3 TONNE RATED	5 TONNE RATED
DOUBLE SPLICED EYES	DOUBLE SPLICED EYES
175MT LONG	300-400MT LENGTHS AVAILABLE
VARIOUS BRANDS OF ROPE AND LENGHTS AVAILABLE RING TO ENQUIRE	



### NYLON DOUBLE BRAID

20mm- 2T Max Rated  
24mm- 2.82T Max Rated  
Available to 190m  
Supplied on wooden drums

### PELICAN DOUBLE BRAID

182m/353m length  
19mm/22mm  
2.91 T Max Rated  
Polyester outer braid  
Suits Greenlee Winch  
Low Stretch  
Weight- 60kg

### PLASMA 18 mm ROPE

12 strand UHMPE fibre  
37t Break Force MBL  
250m x 18mm  
Soft eye spliced  
21kg/100m  
3.1% elongation at break

### PLASMA 12 mm ROPE

12 strand UHMPE Fibre  
14.2 T Break Force MBL  
Available to 250m x 12mm  
Soft eye splice, both ends  
10 kg/ 100m  
3.1% elongation before break

**VARIOUS BRANDS OF ROPE AND LENGHTS AVAILABLE - RING TO ENQUIRE**

## Section 7

# 7-1 Trench Rollers & Conduit Guides



### BELL MOUTHS

- Fits to entrance of conduit to protect conduit and cable sheath

Sizes mm(OD):

53	80	100	125	135	140	150
----	----	-----	-----	-----	-----	-----

- Cast Aluminium

### BELL MOUTH (ADJUSTABLE)

Sizes mm(OD):

80	100	125	150
----	-----	-----	-----



### CONDUIT SLIPPERS

50mm	80mm	100mm	125mm	150mm
------	------	-------	-------	-------

- Seats in cable entry to conduit



### CABLE TRAY ROLLER (GREENLEE)

- 609.6mm Radius

- 90°



## Section 7

# 7-2 Trench Rollers & Conduit Guides



**CORNER, 4 ROLLER**

- 4 rollers
- L: 900 x W: 190 x H: 500
- Radius 400mm
- Seats over pit edge
- Cable Width 75mm



**CORNER, 4 ROLLER (ON FRAME)**

- For vertical pulling from ground, conduit or manhole.
- For pulling directly out of ground
- Radius 400mm
- Cable width 75mm



**CURVE ROLLER, 45° (SHORT)**

- Radius 1000mm
- 3 rollers
- Can be hinged together to increase roller length
- Length 890 x Width 190 x 350
- Cable width 75mm

**CURVE ROLLER, 45° (LONG)**

- 1190x190
- Radius 1650mm
- 3 rollers
- Cable width 75mm
- Can be hinged together to increase roller length



## Section 7

# 7-3 Trench Rollers & Conduit Guides



### DOGBONE ROLLER

- Roller width 150mm
- aluminium cast roller
- 40kg WLL
- Hinged type also available



### FLAT TRAY ROLLERS

- Frame: 300x170x105 Wt:2kg
- Roller width 120mm
- Nylon roller



### HOOK ROLLER/SMALL ROLLER ON STAND

- 75mm Roller width



### FLEXI FEED GUIDE

- Assist with guiding cables into pipes & conduits
- Spigot end can be removed & tube can fit over compatible PVC pipe
- Reinforced hose with cast aluminium ends

## Section 7

# 7-4 Trench Rollers & Conduit Guides

### LADDER TRAY ROLLERS

- 140mm Roller
- Arm length 450mm
- 20 Sets
- Cable Width 75mm



### MANHOLE ROLLER GUIDE (1 ROLLER)

- 125mm Cable Width
- Wt: 5.3kg
- 5mm Steel Base Plate
- May be anchored via mounting holes

### MANHOLE ROLLER GUIDE (2 ROLLER)

- 125mm Roller Width
- Wt: 7.6kg
- 5mm Steel Base Plate
- May be anchored via mounting holes

### MANHOLE ROLLER GUIDE (3 ROLLER)

- Self-positioning action
- 125mm roller width
- 5mm Steel Base Plate
- With mounting holes for anchoring
- 12.7kg

## Section 7

# 7-5 Trench Rollers & Conduit Guides



### PIT ROLLERS

- 1500x190x190
- Upper & lower roller

Roller widths:	50mm	100mm	150mm
----------------	------	-------	-------



### P.U. ROLLERS (small) HEAVY DUTY

- 145mm Roller Width
- QTY- 26 In Stock
- 1.4 T bearing Capacity
- Suitable for steel or concrete pipe
- Solid steel frame
- 18mm Bolt holes



### P.U. ROLLERS-(Medium) HEAVY DUTY

- 210mm Roller Width
- 1.6 T bearing capacity
- 18mm Bolt holes
- QTY: 17
- Suitable for steel or concrete pipe



### P.U. ROLLERS-(Large) HEAVY DUTY

- 350mm Roller width
- 5.4 T Bearing capacity
- 18mm Bolt holes
- QTY: 28
- Suitable for steel or concrete pipe



# Section 7

## 7-6 Trench Rollers & Conduit Guides



### CABLE CONDUIT PIPE TRAILER

Adjustable rollers to suit different size conduits.

Hydraulic Brakes

50mm Towball Hitch

Tandam Axle

Length:	Width:	Height:
5600mm	2500mm	3035mm



### SPLIT DUCT WITH ROLLER

- Helps protect conduit ends and cable sheath

Sizes mm(OD):

50	54	75	78	100	140	150
----	----	----	----	-----	-----	-----



### SPLIT DUCT WITH ROLLER (ADJUSTABLE)

- Sizes mm(OD): 50mm to 150mm




### STANDARD ROLLER

- Cable width 75mm
- Dim. 300x170x220
- Cast aluminium
- 5mm Steel Base Plate
- May be anchored via mounting holes



# Section 8

## 8-1 Winches



### A) 4HP (500kg) & 9HP (1 T) WINCH

- Petrol & diesel
- Draw bar for tow ball anchoring
- Variable speed pulling
- Dual capstan
- Extension pole for 1 man handling

### B) STANDARD ROLLER

See page 24 for more details.

### C) CURVE ROLLER, 45°

See page 20 for more details.

### D) Scissor Stand

See page 8 for more details.



### GREENLEE PULLING SYSTEM

- Quick & versatile setup
- Setup for up or down pulling into switchboards. Other setups also possible
- Rated for 6500lbs (suitable for use with 2.9 T Greenlee winch)



### GREENLEE WINCH

- 2.9 T max pull
- Speed: 2.3m/min. at 1.8Tne load
- 240V 10A power source
- Frame with provision for dynabolts
- Comes with load gauge
- 68kg with frame
- Vice chains for alternative mounting requirement

# Section 9

## 9-1 Trailer mounted Winches



### TRAILER MOUNTED WINCHES

- 2 T Pulling capacity
- Tripod setup for pulling vertical
- 9HP diesel & petrol motors
- Electric start
- Safety Screen
- Emergency Stop



### 3T WINCH TRAILER

19HP Twin cylinder diesel engine  
Mechanical hand brake  
Rear Stabiliser Legs  
Front Storage box



### 3.5 T WINCH TRAILER

19hp twin cylinder diesel engine  
Mechanical hand brake  
Rear stabilizer legs  
Horizontal mounted capstan winch



### 8T WINCH TRAILER

40HP 3 cylinder Kohler Diesel Engine  
Electric Start  
Remote Hand Controls  
Anchorage Chains



# Section 10

## 10-1 Cable Pusher



### CABLE PUSHER

It is a effective and cost efficient way to push single cables into conduit's

Without the use of a winch or a large labour component .the wombat only requires two people To install cable .saving time and setup delays no need for a draw string then rope and sock to pull Cable Just position wombat and install .

#### 1 TONNE CABLE PUSHER (10KN )

- Simple and efficient operation
- Suits cables up to 150mm
- Easy manoeuvrability on site
- Adjustable speed up to 25mt per minute
- Force gauge to maintain line pressure
- On tandem trailer with 50mm tow hitch



## Section 11

# 11-1 Drum Winches, Bobcat & Excavator



### ROCKCRUSH 4TONNE DRUM WINCH INC POWERPACK

- 4t pulling capacity
- Skid mounted
- Kubota 3cylinder diesel
- 600mt plasma rope
- Safety screen



### CASE 450 BOBCAT

- 4 tonne skid steer
- 82hp motor
- Enclosed cab
- Various attachments available
- 440mm auger



### KUBOTA U55\_4 EXCAVATOR

- 5 tonne excavator
- 47.6 hp Kubota diesel engine
- Zero swing
- 3 different size buckets (available )